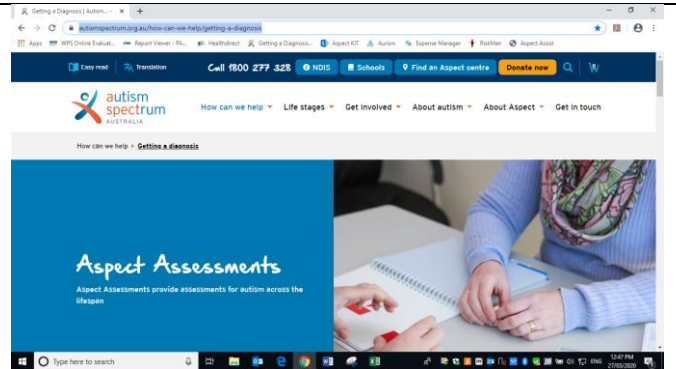


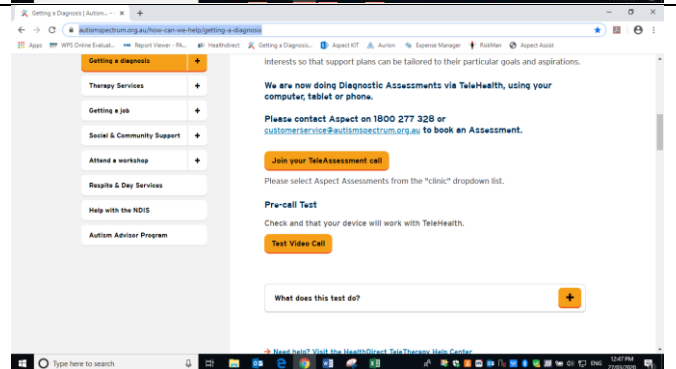
Open your **Google Chrome Browser** (Video Call does not work in Internet Explorer)

Go to the Aspect Assessments webpage
<https://www.autismspectrum.org.au/how-can-we-help/getting-a-diagnosis>

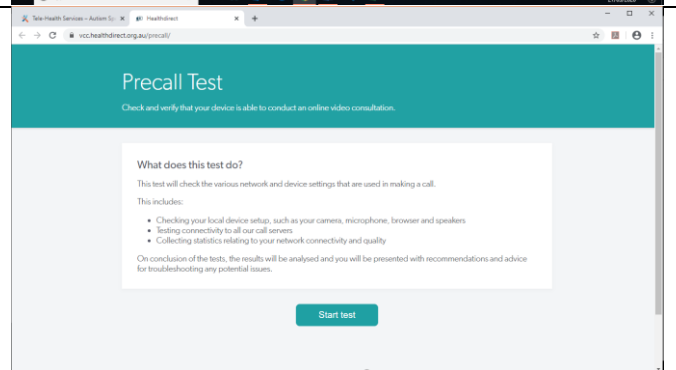


Scroll down.

If it is your first time, click on Test Video Call to test whether you have the sufficient equipment and internet capability

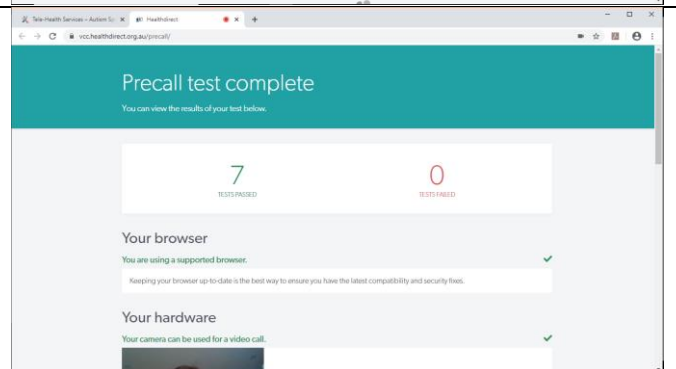


Click on "Start Test"

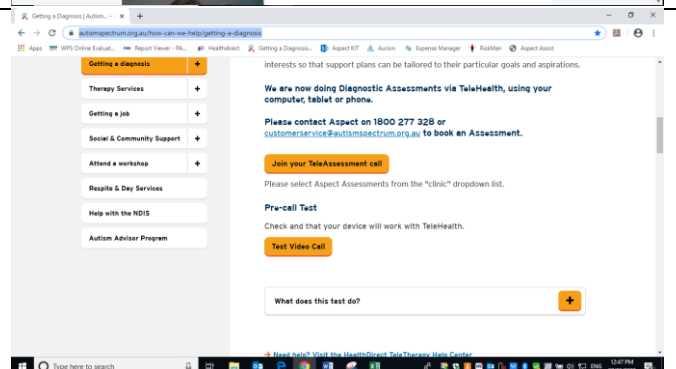


Check the results of the test. HealthDirect has a list of resources to help you trouble shoot any failed tests.
<https://help.vcc.healthdirect.org.au/>

Please discuss any failed tests with your clinician and we will try to support you to access Video Call



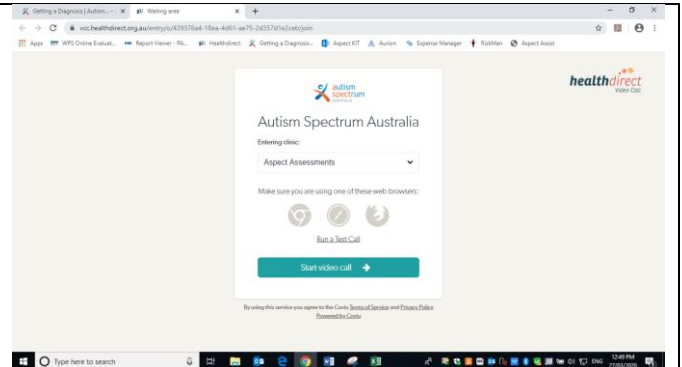
Once you are ready for your scheduled teletherapy session Click on "Join your Tele therapy call"



Entering Clinic: Please choose the **Aspect Assessments** clinic from the drop down menu.

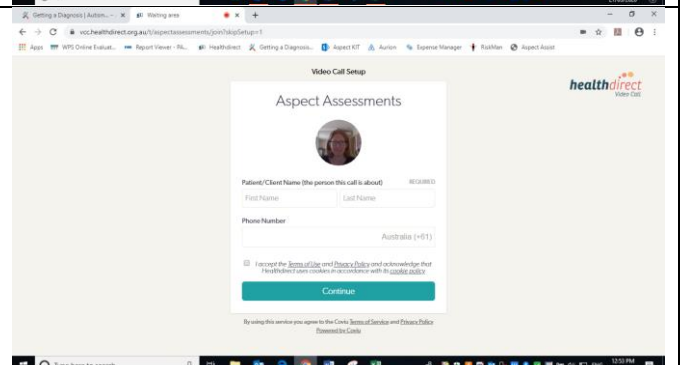
Click on “Start Video Call”

Allow Video Call to access your camera and microphone

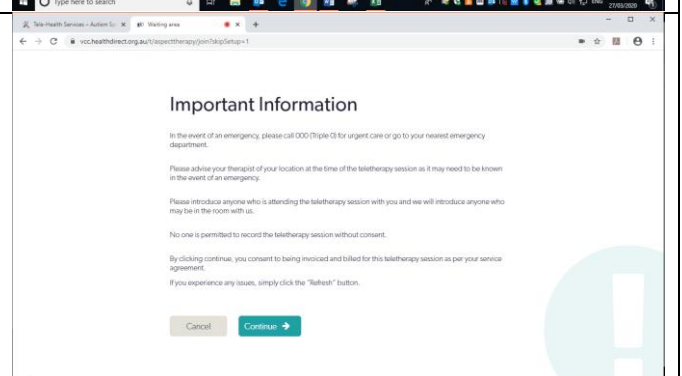


Enter your **full** first name and **full** last name and phone number.

Accept the Terms of Use and Privacy Policy and acknowledge that HealthDirect uses cookies in accordance with its cookie policy and click continue



Please read and accept by clicking continue



You are now in the queue waiting for your telehealth session. You can adjust the music by changing it, stopping it, or turning your volume down.

Enjoy your telehealth assessment session!

